




DermaFocus
REGENERATIVE AESTHETICS

Polynucleotides

The evolution of polynucleotides
in regenerative medicine

PLINEST®

polynucleotides



NEWEST®

polynucleotides and
hyaluronic acid



PLINEST® hair

polynucleotides



PLINEST® eye

polynucleotides





Plinest Eye

3 sessions, 3 weeks apart

Pictures courtesy of Helen Gordon - Wellbeing Aesthetics - Folkestone



Plinest Eye

3 sessions, 3 weeks apart

Pictures courtesy of Helen
Gordon - Wellbeing Aesthetics -
Folkestone



Plinest Eye

3 sessions, cannula technique

Pictures courtesy of Helen Gordon -
Wellbeing Aesthetics - Folkestone



Plinest

3 sessions - micro boluses technique

Picture courtesy Nurse prescriber Lynsey Atkinson - Inject Skin

Clinic - West Malling



Plinest

2 sessions - micro boluses technique

Picture courtesy Nurse prescriber Lynsey Atkinson -

Inject Skin Clinic



Plinest

2 sessions -microboluses technique

Picture courtesy : Yuliya Culley - NOVELLO SKIN Clinic (Independent Nurse prescriber)

BEFORE



Plinest Eye + Plinest

1 sessions Plinest Eye + 3 sessions of
Plinest
cannula technique

Picture courtesy : Dr Raquel Amado - Skin & Medical
Cosmetics



AFTER



Plinest Eye 1 session and Plinest 3

sessions - cannula technique

Picture courtesy : Dr Raquel Amado - Skin & Medical Cosmetics - Kent



Plinest Eye 1 session and Plinest 3
sessions - cannula technique

Picture courtesy : Dr Raquel Amado - Skin & Medical
Cosmetics - Kent



Plinest + Dermalux

4 sessions in combination

2ml of PN Plinest every three weeks for a total of four sessions, administered to the periorbital, cheeks, nasolabial and jawline via cannula and superficial bolusingl

LED Dermalux light therapy session for 10 minutes after each treatment, with three 20-minute sessions of LED in-between PN weeks

Picture courtesy of Kate Monteith Ross



Plinest + Dermalux

4 sessions in combination

2ml of PN Plinest every three weeks for a total of four sessions, administered to the periorbital, cheeks, nasolabial and jawline via cannula and superficial bolusing!

LED Dermalux light therapy session for 10 minutes after each treatment, with three 20-minute sessions of LED in-between PN weeks

Picture courtesy of Kate Monteith Ross



Plinest + Dermalux

4 sessions in combination

2ml of PN Plinest every three weeks for a total of four sessions, administered to the periorbital, cheeks, nasolabial and jawline via cannula and superficial bolusing!

LED Dermalux light therapy session for 10 minutes after each treatment, with three 20-minute sessions of LED in-between PN weeks

Picture courtesy of Kate Monteith Ross



Newest

1 session

Picture courtesy Claire Amos -Independent Nurse
prescriber -CLK Medical Aesthetics



Plinest + Dermalux

4 sessions in combination

2ml of PN Plinest every three weeks for a total of four sessions, administered to the periorbital, cheeks, nasolabial and jawline via cannula and superficial bolusing!

LED Dermalux light therapy session for 10 minutes after each treatment, with three 20-minute sessions of LED in-between PN weeks

Picture courtesy of Kate Monteith Ross



Plinest + Dermalux

4 sessions in combination

2ml of PN Plinest every three weeks for a total of four sessions, administered to the periorbital, cheeks, nasolabial and jawline via cannula and superficial bolusing!

LED Dermalux light therapy session for 10 minutes after each treatment, with three 20-minute sessions of LED in-between PN weeks

Picture courtesy of Kate Monteith Ross



Plinest + Dermalux

4 sessions in combination

2ml of PN Plinest every three weeks for a total of four sessions, administered to the periorbital, cheeks, nasolabial and jawline via cannula and superficial bolusing!

LED Dermalux light therapy session for 10 minutes after each treatment, with three 20-minute sessions of LED in-between PN weeks

Picture courtesy of Kate Monteith Ross



Plinest + Dermalux

4 sessions in combination

2ml of PN Plinest every three weeks for a total of four sessions, administered to the periorbital, cheeks, nasolabial and jawline via cannula and superficial bolusing!

LED Dermalux light therapy session for 10 minutes after each treatment, with three 20-minute sessions of LED in-between PN weeks

Picture courtesy of Kate Monteith Ross



Plinest + Dermalux

4 sessions in combination

2ml of PN Plinest every three weeks for a total of four sessions, administered to the periorbital, cheeks, nasolabial and jawline via cannula and superficial bolusing!

LED Dermalux light therapy session for 10 minutes after each treatment, with three 20-minute sessions of LED in-between PN weeks

Picture courtesy of Kate Monteith Ross



Plinest + Dermalux

4 sessions in combinatio

2ml of PN Plinest every three weeks for a total of four sessions, administered to the periorbital, cheeks, nasolabial and jawline via cannula and superficial bolusing!

LED Dermalux light therapy session for 10 minutes after each treatment, with three 20-minute sessions of LED in-between PN weeks

Picture courtesy of Kate Monteith Ross



Photo aging

Polynucleotides 40mg - 2 sessions

Pictures courtesy Dr. Ioannis Liakas - Vie-Aesthetics



Smokers line

Polynucleotides 40mg -
2 sessions

Pictures courtesy Dr. Ioannis Liakas - Vie-Aesthetic





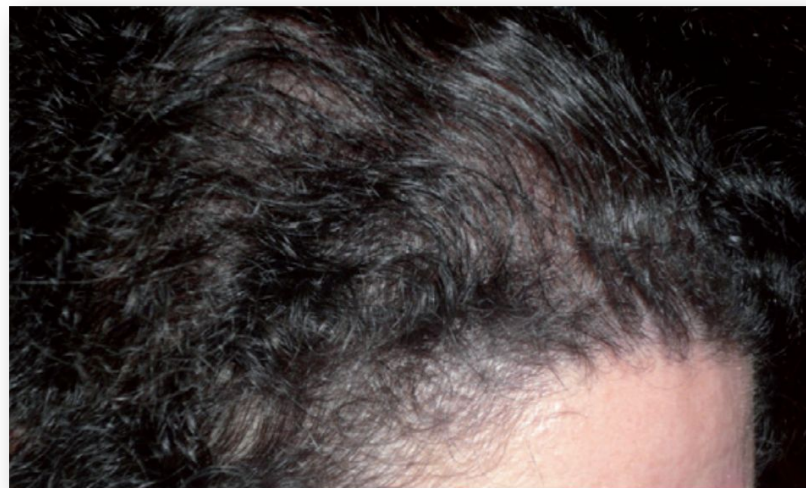
Under eye restoration

2 treatment of Polynucleotides 40mg
Cannula technique
Results after 5 weeks after the first session

Picture courtesy of
The Derma Clinic Kent Aesthetic - UK



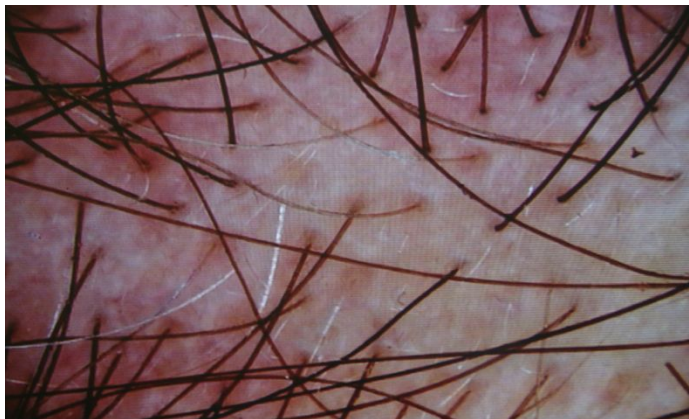
Plinest Hair - 10 sessions, micro boluses techniques
Pictures courtesy of Mastelli



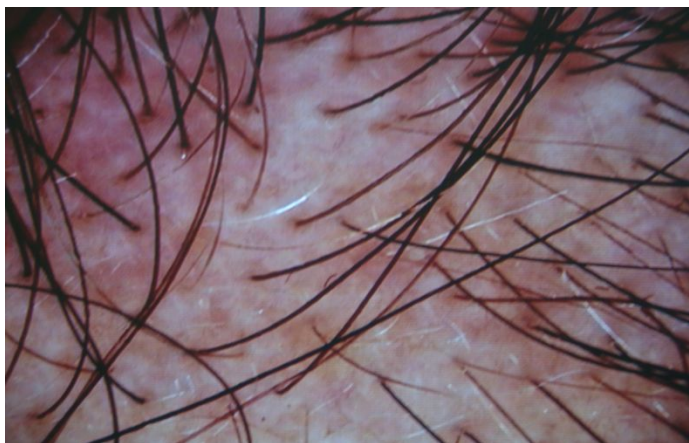
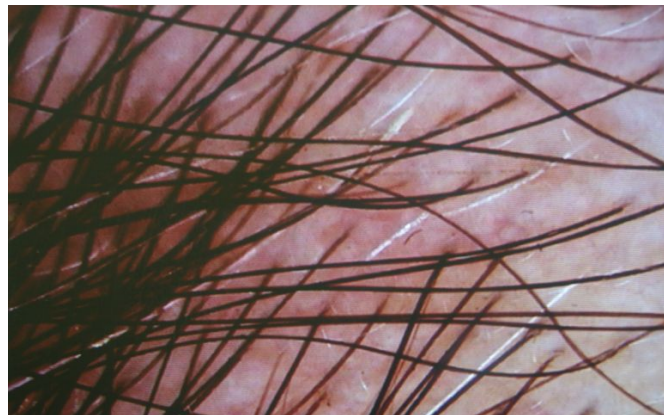
Plinest Hair - 10 sessions, micro boluses techniques
Pictures courtesy of Mastelli



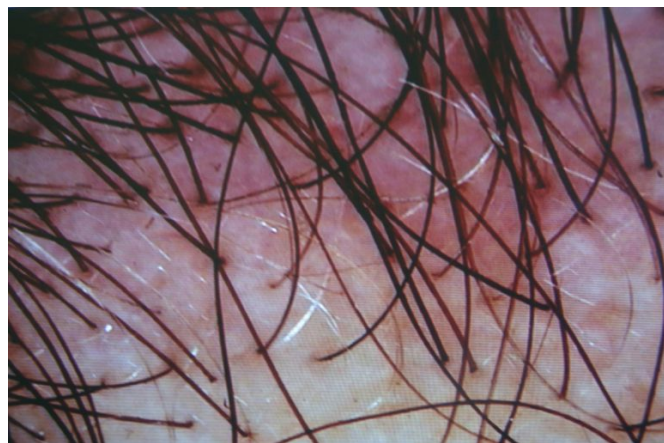
Plinest Hair - 10 sessions, micro boluses techniques
Pictures courtesy of Mastelli



CASE 1



CASE 2





Plinest Hair - 10 sessions, micro
boluses techniques
Pictures courtesy of Mastelli



Plinest Hair - 6 sessions, micro boluses
techniques
Pictures courtesy of Mastelli